
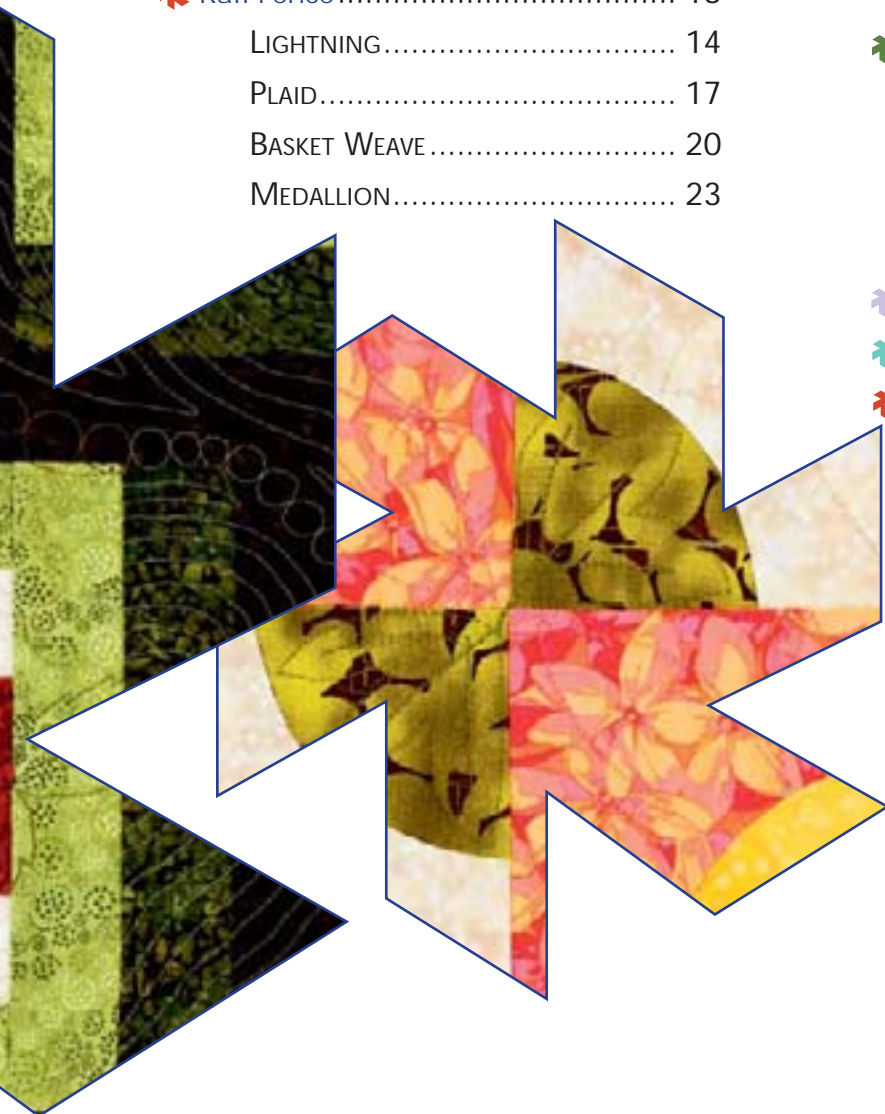



Contents

✿ Dedication.....	4	✿ X-Quisite.....	27
✿ Introduction.....	4	LATTICE.....	30
How to Use This Book.....	4	MY BATIKS.....	33
✿ The Basics.....	5	STARS.....	36
Color.....	5	BUTTERFLIES.....	39
Fabric.....	6	✿ Texas Trellis.....	42
Supplies.....	6	WHIRLIGIG.....	45
✿ General Instructions.....	8	TAPESTRY.....	49
Cutting.....	8	RICKRACK.....	53
Stitching.....	9	CONFETTI.....	57
Pressing.....	10	✿ Peak.....	60
Borders.....	10	NIGHT AND DAY.....	62
Quilting.....	11	MOUNTAINS.....	66
Binding.....	12	ZIGZAG.....	69
✿ Rail Fence.....	13	SPINNERS.....	73
LIGHTNING.....	14	✿ Drunkard's Path.....	77
PLAID.....	17	TRAILING VINES.....	80
BASKET WEAVE.....	20	LOVE RINGS.....	83
MEDALLION.....	23	FLOWER GARDEN.....	86
		FANS.....	89
		✿ Possible Quilting Designs.....	93
		✿ Resources.....	95
		✿ About the Author.....	95



Rail Fence: Lightning

LIGHTNING - 61" x 70"



Pieced by Beth H. Reese, Harrisburg, PA, and Pearl C. Hemphill, Holly Hill, FL
 Quilted by Debbie LaDuke, Hummelstown, PA

YARDAGE - LIGHTNING PROJECTS	CRIB	TWIN	DBL	QUEEN	KING	LAP	WALL
Fabric 1 (Lightest)	$\frac{3}{4}$	2	$2\frac{1}{2}$	$2\frac{5}{8}$	3	$1\frac{1}{8}$	$\frac{3}{8}$
Fabrics 2, 3, 4 & 5 (each)	$\frac{3}{8}$	$1\frac{1}{8}$	$1\frac{1}{4}$	$1\frac{3}{8}$	$1\frac{5}{8}$	$\frac{5}{8}$	$\frac{1}{4}$
Border 1 (Inner)	$\frac{1}{2}$	$\frac{5}{8}$	$\frac{3}{4}$	$\frac{3}{4}$	$\frac{3}{4}$	$\frac{1}{2}$	$\frac{3}{8}$
Border 2 (Middle)	$\frac{3}{4}$	$1\frac{7}{8}$	$1\frac{7}{8}$	1	$1\frac{1}{8}$	$1\frac{1}{8}$	$\frac{1}{2}$
Border 3 (Outer) 1*	0	0	0	$1\frac{1}{2}$	$1\frac{5}{8}$	0	0
Backing	$2\frac{1}{2}$	$6\frac{1}{2}$	8	$8\frac{1}{4}$	10	$3\frac{3}{4}$	$1\frac{1}{8}$
Binding	$\frac{1}{2}$	$\frac{3}{4}$	$\frac{7}{8}$	1	1	$\frac{5}{8}$	$\frac{1}{2}$

* Not shown

MEDALLION - 63" x 72"



Pieced and quilted by Ellen Oliver, Carlisle, PA

YARDAGE - MEDALLION PROJECTS	CRIB	TWIN	DBL	QUEEN	KING	LAP	WALL
Block A: Fabric 1 (Dark) & Fabric 2 (Med) Each	3/8	1 1/8	1 1/4	1 1/4	1 5/8	3/4	1/4
Blocks A & B: Fabric 3 - (Light)	3/4	2 1/8	2 1/2	2 1/2	3	1 3/8	3/8
Block B: Fabric 4 - (Accent) & Fabric 5 (Lightest)	3/8	1 1/8	1 1/4	1 1/4	1 5/8	3/4	1/4
Border 1	1 3/4	5/8	3/4	3/4	3/4	1/2	3/8
Border 2	0	1 1/2	1 5/8	1	1 1/8	7/8	1/2
Border 3*	0	0	0	1 1/2	1 5/8	0	0
Backing	2 3/4	6 1/4	8	8 1/2	10	4	1 1/4
Binding	1/2	3/4	7/8	1	1	5/8	1/2

* Not shown

Texas Trellis: Basic Construction

The Texas Trellis block is made of templates A and B on page 43. 6 units of the rows are completed with end pieces cut from a rectangle (fig.3 on page 43). What looks complicated is easy because you sew the designs together in columns instead of by blocks.

The trick to making any of these designs work is to be very careful as you place and sew each unit. Getting them mixed up is easy — and part of the challenge!

WHIRLIGIG

TAPESTRY

RICKRACK

CONFETTI

Each quilt design in this chapter will use this block in different arrangements and will have some cutting or sewing variations, but some techniques apply to them all.



TAPESTRY - 55" x 71"



Pieced by Suzanne Epler, Middletown, PA
 Quilted by Laurel Cook, Mechanicsburg, PA

YARDAGE - TAPESTRY PROJECTS	CRIB	TWIN	DBL	QUEEN	KING	LAP	WALL
Fabrics 1, 2 & 3 (A pieces)	1/2	1 3/4	2 1/4	2 1/2	2 1/4	3/4	3/8
Fabrics 4, 5 & 6 (B pieces)	1/4	7/8	1	1 1/8	1	3/8	1/4
Fabric 7 (Edge pieces)	1/8	1/8	1/4	1/4	1/4	1/4	1/8
Border 1	1/2	5/8	3/4	3/4	3/4	1/2	3/8
Border 2	1	1 7/8	2	2	1 1/2	1 3/8	1 1/2
Border 3*	0	0	0	0	2 1/2	0	0
Backing	2 1/2	6 1/2	8 1/4	8 1/4	10	3 5/8	1 3/8
Binding	1/2	3/4	7/8	1	1	5/8	1/2

* Not shown

MOUNTAINS - 43" x 56"




Pieced and quilted by the author

YARDAGE - MOUNTAINS PROJECTS	CRIB	TWIN	DBL	QUEEN	KING	LAP	WALL**
Fabric 1 (Background)	1 1/2	4 1/2	5 1/2	4 7/8	5 5/8	2 1/2	1/2
Fabrics 2, 3, 4, 5, 6, 7 (Mountains) each	1/4	7/8	1	7/8	1 1/8	1/2	1/8
Border 1	1/2	5/8	5/8	5/8	3/4	1/2	3/8
Border 2	3/4	1 1/2	1 1/2	1	1	1	1/2
Border 3*	0	0	0	1 3/4	2 1/4	0	0
Backing	3	6 1/2	8	7 3/4	9 1/2	3 3/4	1 1/8
Binding	1/2	3/4	1	1	1	1/2	3/8

* Not shown ** Wall size only needs 5 Mountain fabrics

ZIGZAG - 46" x 58"



Pieced and quilted by the author

YARDAGE - ZIGZAG PROJECTS	CRIB	TWIN	DBL	QUEEN	KING	LAP	WALL
Fabric 1 - (Dark)	1 1/2	4 1/2	5 1/2	4 7/8	5 5/8	2 1/2	1/2
Fabric 2 - (Light)	1 1/2	4 1/2	5 1/2	4 7/8	5 5/8	2 1/2	1/2
Border 1	1/2	5/8	5/8	5/8	3/4	1/2	3/8
Border 2	3/4	1 1/2	1 1/2	1	1	1	1/2
Border 3*	0	0	0	1 3/4	2 1/4	0	0
Backing	3	6 1/2	8	7 3/4	9 1/2	3 3/4	1 1/8
Binding	1/2	3/4	1	1	1	1/2	3/8

* Not shown